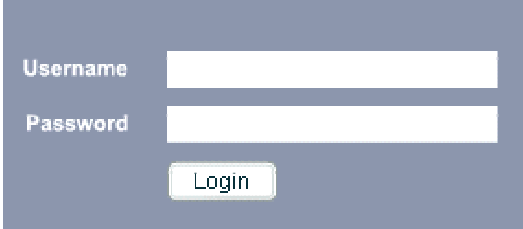
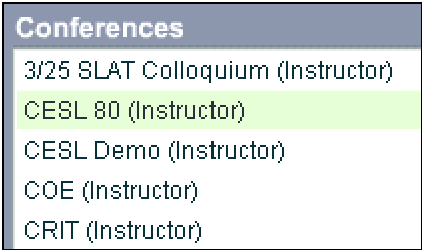



## Using the OLE Board

To use the OLE Board you will need...

- A web camera
- Headset with microphone or a separate stand alone microphone and speakers
- Access to the Internet
- Macromedia Flash 7 plugin (free plugin)

<p><b>Access the website</b> <a href="http://ole.arizona.edu/">http://ole.arizona.edu/</a></p> <p>▼</p> <p><b>Login</b></p> <p>▼</p> <p><b>Choose a conference</b></p> <p>▼</p> <p><b>Click the enter button</b></p> <p>▼</p> <p><b>Listen to a message by clicking it</b></p> <p>▼</p> <p><b>Reply to messages</b></p> <p>▼</p> <p><b>Choose video and audio</b></p> <p>▼</p> <p><b>Record, listen, re-record messages</b></p> <p>▼</p> <p><b>Post message</b></p> <p>▼</p> <p><b>Logout when finished</b></p>	 <p>Enter username and password, click Login</p>  <p>Use the mouse to select</p>  <p>Choose messages to listen</p>  <p>Reply button</p>  <p>Play, Record, Pause, Stop</p>
---	--